


**Photo 1: John Giesy (left) at Bridgecon receiving an award sponsored by Robert Aaberg.**

**Photo 2: John's WW1 model that won the award.**

**Photos 3 & 4: special presentation at the June Saturday Workshop sponsored by the Bridgecon Committee and recognizing Bob's long-time involvement with SMAS.**



**This Meeting – Wednesday July 3<sup>rd</sup>**

**Next Meeting – Wednesday August 7<sup>th</sup>**

## THE EXECUTIVE PAGE

### PROGRAMME FOR THE JULY MEETING

- 6:30 pm Socializing, bring and build, etc.  
7:30 pm **Business Agenda** (no reason not to continue building at the same time).  
Visitors & Introductions.  
Old Business: List of participants for July Saturday Workshop.  
New Business: Appointment of VP until AGM in November; Sunday Build at the Library.  
Juniors.  
Treasurer's Report.  
Models on the Display Tables.

### 2019 EVENTS CALENDAR

- July 3<sup>rd</sup>: Club Meeting.  
July 20<sup>th</sup>: Workshop hosted by **Greg Burke**.  
July 28<sup>th</sup>: Build session at **Bridge City Comics and Collectibles**.  
August 7<sup>th</sup>: Club Meeting.  
August ???: SMAS BBQ.  
August 25<sup>th</sup>: (to be confirmed) Build session at **Bridge City Comics and Collectibles**.  
Sept 4<sup>th</sup>: Club Meeting Theme Night.  
#1: All Italian.  
#2: Anything with an Animal Name.

## COMMENTARY

A change in the **SMAS Executive** is required since **Ray Moskowec** is stepping down from the position of **President**. I will take on that role for the time being, but someone else will need to step forward for the post of **Vice-President**.

**Sunday Build** sessions at the library continue to be popular with many members and indications are they are worth continuing. Over the past two years the group ran up a deficit which was due to increased room rental costs, plus having to rent the auditorium on occasion. For those who are not aware of the situation, this group is self-supporting and nothing comes out of club funds. Input is required from all those who participate and anyone else thinking of taking part. One solution may be to start the "season" by increasing the fee slightly until the deficit is cleared and a bit of a financial reserve has been accumulated.

Usually at this time of year ideas for an upcoming mall display were being kicked around but of course that has all gone away. Those of us who enjoy connecting with the public about the hobby (i.e. showing off) have only the **Heritage Festival**, **Mini Maker Faire** and the **Draggins** on the cards. Either one day or two day shows and not the same as the **Mall** but at least it will be something.

- Mike Reid



# What? When? Where? STAY TUNED!



Ph: 306-954-3434  
Email: info@expresshobbies.com  
Web: www.expresshobbies.com  
411 - 34th Street East  
Saskatoon, SK S7K 0S9



### CLUB MEMBER DISCOUNTS



GROUP 2 HOBBIES

Ph: 306-749-3606  
Email: mailorder@group2hobbies.com  
Web: www.group2hobbies.com  
P.O. Box 339, 279 Bellamy Avenue  
Birch Hills, SK S0J 0G0



**J&P Hobby Supplies**

Ph: (306) 764-2333  
Email: jp.hobby@shaw.ca  
300 - 13th Street West  
Prince Albert, SK S6V 3G3






## A SATURDAY MORNING IN JUNE

“What happens at these Saturday workshops” is a common question from members who have not participated previously. The answer is nothing dramatic takes place (normally). In the past we have had outsiders stop by thinking a yard sale was in progress. This year it was a couple intending to distribute “*THE WATCHTOWER*” who walked in, but as soon as they realised their magazine had no hobby related material to offer they left.

Although airbrushing was the nominal topic only one person actually did any. One of the demos involved **Testors** acrylic craft paint acquired from **Lowe’s Hardware**. Not much in the way of military colours in the set on hand, but some that could be useful for automotive subjects. More work will be done with these paints as similar sets were available at **EXPRESS HOBBIES**. Those featured a number of metallic paints including “silver” that turned out to give a disappointing grey effect and not aluminum/silver.

So to illustrate something of what happens, these photos concentrate more on projects rather than people. Various subjects and various scales were all being worked upon. Not only that but a few members dropped by to chat and socialize. Once again we must thank **Greg Burke** for hosting the session and for firing up his BBQ for lunch.


- Mike Reid



...Continued on page 4



...Continued from page 3





# A PEEK IN THE BOX



Toyota TS050 Hybrid - 1/24<sup>th</sup> Scale by Tamiya



Another in the series of modern competition vehicles released by Tamiya. This one is not fully detailed but it is a lot more than just curb-side. The engine is represented by an outline block which is not surprising given the amount of secrecy surrounding automotive hybrid technology. One thing good to see is that drive shafts are provided, not a bit of wire as found in too many new car kits. Photos show the considerable number of detail parts involved. The instructions are really detailed and I suspect will have to be followed to the letter. The same holds true for decals

where markings are provided for two cars that run (I believe) in the **World Endurance Championship**. Most probably the most popular one will be the #8 car where *Alonso* was one of the drivers. The yellow sheet consists of masks for various places based on Tamiya's assumption that rattle cans or an air-brush will be used for painting. Spraying may not be the best choice in all areas.

One photo appears to show a gold roof section; it is in fact bright silver, the gold colour came from reflections where the photos were taken. So this kit is not one






that can be dashed off in a couple of Sunday afternoons. It will take many hours of work, which is one justification for a price tag in the \$70 range.




- Mike Reid

...Continued on page 6











---

## **MODELS ON THE TABLES IN JUNE ARE M.I.A.**

---

### **MISSING IN ACTION**

Despite using the same camera/memory chip successfully for the past two years, there was a malfunction that did not show up until I attempted to open photos from the meeting later that same evening. No warning signs from the camera, it simply did not save the pictures! Really unfortunate as there were some interesting items on display. Hopefully they will show up again at some point.

- Mike Reid

---



---

## **SMAS WEBSITE**

---

Need to find SMAS newsletter back issues? Check us out! You can find them at: [www.smasonline.net](http://www.smasonline.net)



---

### **SMAS Executive**

---

Mike Reid - President  
Ph: 306-477-1927  
Email: [minreid@shaw.ca](mailto:minreid@shaw.ca)

TBD - Vice-President  
Ph:  
Email:

Rick Hales - Treasurer  
Ph: 306-933-2938  
Email: [richale@sasktel.net](mailto:richale@sasktel.net)

Printing Courtesy of

**mister print**  
a PRINTWEST company

1-306-934-7575  
2720 Millar Avenue  
Saskatoon, SK Canada

---

Mike Reid - Newsletter Editor • Ph: 306-477-1927 • Email: [minreid@shaw.ca](mailto:minreid@shaw.ca)

SMAS meets on the first Wednesday of each month at the Parkridge Centre, 110 Gropper Crescent, Saskatoon (off Fairlight Drive), officially starting at 7:00 p.m. Any suitable material received for the newsletter on the Sunday before the meeting, stands a very good chance of being printed for that issue.

